

# VACON

DRIVEN BY DRIVES



**VACON NXP COMMON DC BUS PRODUCTS  
PROVIDING ULTIMATE FLEXIBILITY**



## MODULAR DRIVE SOLUTIONS

Vacon offers a comprehensive range of Common DC bus drive products comprising front-end units, inverter units and brake chopper units in the entire power range and voltages from 380 V to 690 V. The drive components are built on proven VACON NX technology and provide the ideal energy sharing solution for a multitude of power systems.

### RELIABLE. ROBUST. PROVEN.

When your goal is to ensure that all AC drives share energy within your industrial system, and that all energy is effectively utilized and redistributed, then VACON Common DC bus drive solutions are the right choice. Our Common DC bus components are used in a multitude of combinations across a wide spectrum of high-power process industries from the pulp & paper, steel, metal & mining and marine cranes to smaller machines and production lines, which also demand cost-effective solutions.

DC bus systems comprise two main categories: regenerative and non-regenerative. In a regenerative DC bus system the front-end unit is capable of generating power back to the mains network. This kind of system is suitable for processes where braking is needed often and the braking power is relatively high. In a non-regenerative system the braking power is redistributed to the other drives in the system via the common DC bus, and possible excess power can be dissipated as heat using an optional brake chopper unit and brake resistors. In small production lines or small paper machines where braking is needed less often, a non-regenerative common DC bus system is a cost-efficient solution. In high power applications, it is possible to parallel multiple front-end units.

In addition to the welcome cost savings, you'll also benefit from reduced power cabling and installation

time and reduced overall footprint of your drive system. Your drive line-up tolerance to voltage dips/sags will be improved and the harmonic distortions your drive system will be minimized.

### IN HARMONY WITH THE ENVIRONMENT

Vacon is committed to being an environmentally responsible company and our energy saving products and solutions are a good example of that. Our Common DC bus portfolio fulfills key international standards and global requirements, including safety and EMC & Harmonics approvals. Likewise, we continue to develop innovative solutions utilizing ie. regenerative energy and smart grid technology to help customers effectively monitor and control energy use and costs.

### VACON AT YOUR SERVICE

Vacon AC drives are sold in over 100 countries, with production and R&D on 3 continents, sales offices in 27 countries and approximately 90 service centers in over 50 locations worldwide.

Whether you are an original equipment manufacturer (OEM), system integrator, brand label customer, distributor or end user, Vacon provides services to help you meet your business targets. Our global service solutions are available 24/7 throughout the product lifecycle with the intent to minimize the total cost of ownership and environmental load.

## PURE PERFORMANCE

Speed and torque control must be just right when manufacturing top-class stainless steel products. Vacon AC drives have been successfully implemented in various applications in the demanding metal processing industry.



AIR COOLED DRIVE MODULES WITHIN THE VACON NXP COMMON DC BUS PRODUCT RANGE

## WHAT'S IN IT FOR YOU

### VACON NXP COMMON DC BUS

| Typical segments  | Key features   | Benefits   |
|---|--|--|
| <ul style="list-style-type: none"> <li>• Metal</li> <li>• Pulp &amp; paper</li> <li>• Crane systems</li> <li>• Mining &amp; minerals</li> <li>• Marine</li> </ul> | Full power(0.55 to 2.2 MW) and voltage (380 to 690V) range for both induction and permanent magnet motors. | Same software tool, same control option boards allowing the maximum utilization of NXP features over a wide power range.                                   |
|   | Five built-in expansion slots for additional I/O, fieldbus and functional safety boards.                   | No additional modules required. Option boards are compact and easy to install at any time.   |
|   | Low harmonic regenerative front end.<br>Cost effective non-regenerative front end.                         | Optimized drive system configurations enabling minimized overall investment cost. Excessive braking energy can be fed back to network saving energy costs. |
|   | Compact drive modules and easy integration to cabinets.  | Optimized module design reduces need for additional engineering and saves in cabinet space reducing overall costs.   |

### TYPICAL APPLICATIONS

- Continuous web systems
- Metal lines eg. roller table systems
- Winders & unwinders
- Crane systems eg. main hoists, gantry & trolley drives
- Centrifuges
- Winches
- Conveyors
- Excavators





## THE COMPLETE RANGE

Vacon's common DC bus product portfolio meets all the requirements with a flexible architecture, comprising a selection of active front-ends, non-regenerative front ends, inverters and brake choppers in the entire power range and voltages from 380 V to 690 V.

### FLEXIBLE CONFIGURATION, CUSTOMIZED SOLUTIONS

Common DC bus components can be used in a multitude of combinations. In a typical DC bus configuration, the drives that are generating can transfer the energy directly to the drives in motoring mode. Common DC bus drive systems have different kinds of front-end units to meet the requirements of the electricity network and the process where the drives are used. With the right configuration, the drive system can achieve optimal performance and significant energy savings can be made when braking energy is utilized to its full potential.

### FRONT-END UNITS

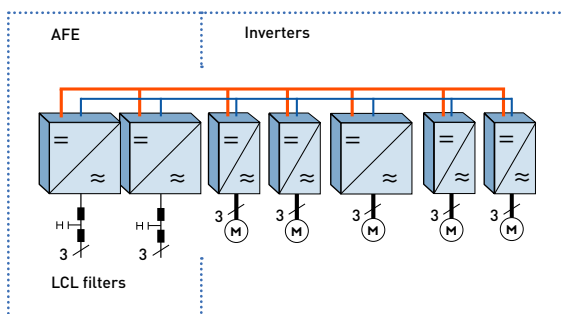
The front-end units convert a mains AC voltage and current into a DC voltage and current. The power is

transferred from the mains to a common DC bus and, in certain cases, vice versa.

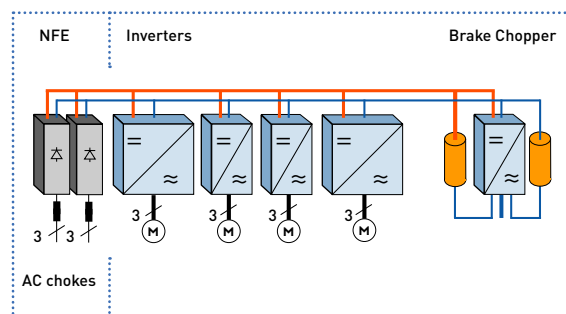
### ACTIVE FRONT-END (AFE)

The AFE unit is a bidirectional (regenerative) power converter for the front-end of a common DC bus drive line-up. An external LCL filter is used at the input. This unit is suitable in applications where low mains harmonics are required. AFE is able to boost DC link voltage (default +10%) higher than nominal DC link voltage (1,35x UN). AFE needs an external pre-charging circuit. However, AFE does not need any external grid side measurements to operate. AFE units can operate in parallel to provide increased power and/or redundancy without any drive to drive communication between the units. AFE units can also be connected to the same fieldbus with inverters, and controlled and monitored via fieldbus.

A regenerative common DC bus system



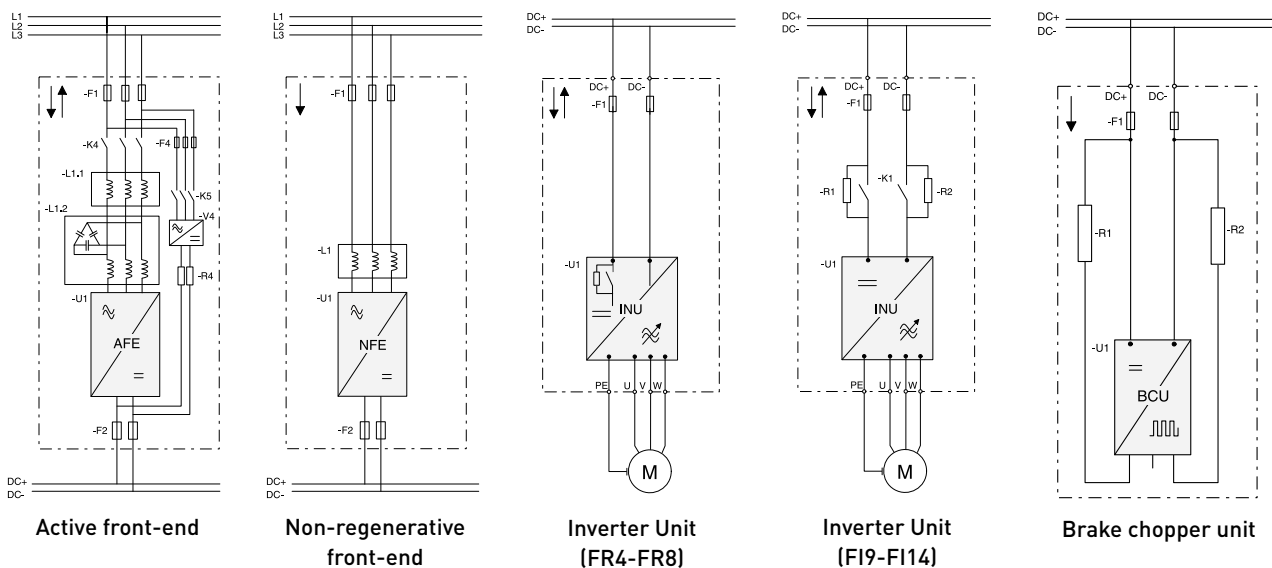
A non-regenerative common DC bus system



## CONSISTENTLY RELIABLE

Vacon's proven performance, reliability and drive system modularity meet the needs of pulp & paper drive systems around the world.

## TYPICAL DEVICE CONFIGURATIONS



### NON-REGENERATIVE FRONT-END (NFE)

The NFE unit is an unidirectional (motoring) power converter for the front-end of a common DC bus drive line-up. The NFE is a device that operates as a diode bridge using diode/thyristor components. A dedicated external choke is used at the input. The NFE unit has the capacity to charge a common DC bus, thus no external pre-charging is needed. This unit is suitable as a rectifying device when a normal level of harmonics is accepted and no regeneration to the mains is required. NFE units can be paralleled to increase power without any drive to drive communication between the units.

A common DC bus system consists of one or more front-end modules and inverter modules connected together by a DC bus

### INVERTER UNIT

The INU (Inverter unit) is a bidirectional DC-fed power inverter for the supply and control of AC motors. The INU is supplied from a common DC bus drive line-up. A charging circuit is needed in case the connection possibility to a live DC bus is required. The DC side charging circuit is integrated for powers up to 75 kW (FR4-FR8) and externally located for higher power ratings (FI9-FI14).

### BRAKE CHOPPER UNIT

The BCU (Brake chopper unit) is a unidirectional power converter for the supply of excessive energy from a common DC bus drive line-up to resistors where the energy is dissipated as heat. External resistors are needed. By using two brake resistors, the braking power of the brake chopper is doubled.

## MULTIPLE OPTIONS



### VACON NXP CONTROL

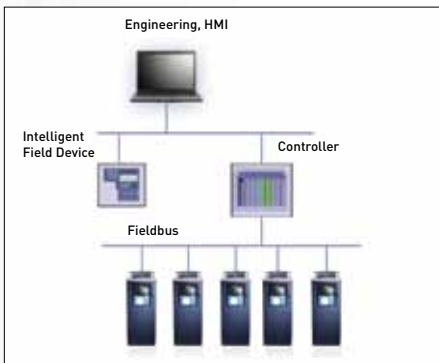
VACON NXP offers a high-performance control platform for all demanding drive applications. The micro controller provides both exceptional processing and calculation power. The VACON NXP supports both induction and permanent magnet motors in open and closed loop control modes. The VACON NXP features built-in PLC functionality without the need for any additional hardware. VACON NC61131-3 Engineering can be used to improve performance and create cost savings by integrating customer-specific functionality into the drive. The same control board is used in all NXP drives, allowing the maximum utilization of NXP control features over a wide power and voltage range.



### OPTION BOARDS

Our NXP Control provides exceptional modularity by offering five (A, B, C, D and E) plug-in extension slots. Fieldbus boards, encoder boards as well as wide range of IO boards can simply be plugged-in at any time without the need to remove any other components.

A listing of all options boards is provided on page 13



### FIELDBUS OPTIONS

Your VACON NXP is easily integrated into a plant's automation system by using plug-in fieldbus option boards including Profibus DP, Modbus RTU, DeviceNet and CANopen. Fieldbus technology ensures increased control and monitoring of the process equipment with reduced cabling - ideal for industries where the need to ensure that products are produced under the right conditions is of paramount importance. An external +24 V supply option enables communication with the control unit even if the main supply is switched off. Fast drive-to-drive communication is possible using Vacon's fast SystemBus fiber optic communication.

Profibus DP • DeviceNet • Modbus RTU • CANopen



### ETHERNET CONNECTIVITY

VACON NXP is the smart drive of choice, as there is no need to purchase additional communication tools. Ethernet connectivity allows remote drive access for monitoring, configuring and troubleshooting. Vacon's Ethernet protocols such as Profinet IO, Ethernet IP and Modbus/TCP are available for all NXP drives. New Ethernet protocols are being continuously developed.

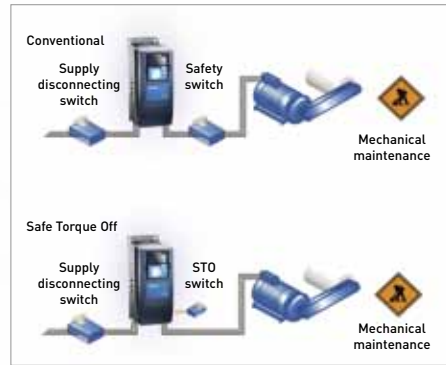
Modbus/TCP • Profinet IO • Ethernet I/P

**SAFE TORQUE OFF, SAFE STOP 1**

**Safe Torque Off (STO)** is available for all NXP drives. It prevents the drive from generating torque on the motor shaft and prevents unintentional start-ups. The function also corresponds to an uncontrolled stop in accordance with stop category 0, EN60204-1.

**Safe Stop 1 (SS1)** initiates the motor deceleration and initiates the STO function after an application specific time delay. The function also corresponds to a controlled stop in accordance with stop category 1, EN 60204-1.

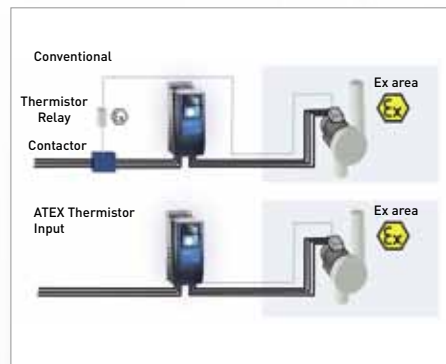
The advantage of the integrated STO and SS1 safety options compared to standard safety technology using electromechanical switchgear is the elimination of separate components and the effort required to wire and service them, while still maintaining the required level of safety at work.



**ATEX CERTIFIED THERMISTOR INPUT**

Vacon has developed an ATEX approved thermistor input, as an integrated option. Certified and compliant with the European ATEX directive 94/9/EC, the integrated thermistor input is specially designed for the temperature supervision of motors that are placed in areas in which potentially explosive gas, vapor, mist or air mixtures are present and areas with combustible dust. Typical industries requiring such supervision include chemical, petrochemical, marine, metal, mechanical, mining, and oil drilling.

If over-heating is detected, the drive immediately stops feeding energy to the motor. As no external components are needed, the cabling is minimized, improving reliability and saving on both space and costs.



**DC COOLING FANS**

VACON NXP high-performance air-cooled products are equipped with DC fans. This significantly increases the reliability and lifetime of the fan also fulfilling the ERP2015 directive on decreasing fan losses. Likewise, the DC-DC supply board component ratings fulfill industrial requirement levels.



**CONFORMAL COATING**

To increase performance and durability, conformally coated printed circuit boards (PCB's, also known as varnished boards) are provided as standard for power modules (FR7 - F114).

The upgraded PCB's offer reliable protection against dust and moisture and extend the lifetime of the drive and critical components.



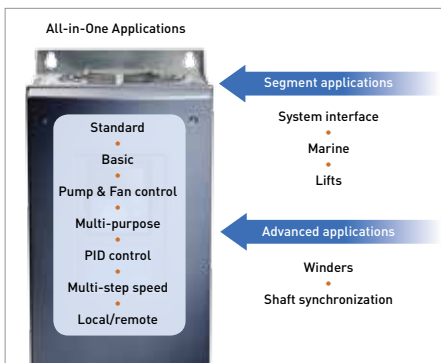
## COMMISSIONING MADE EASY



### USER-FRIENDLY KEYPAD

Vacon has ensured that the user interface is intuitive to use. You will enjoy the keypad's well-structured menu system that allows for fast commissioning and trouble-free operation.

- Removable panel with plug-in connection
- Graphical and text keypad with multiple language support
- Text display multi-monitoring function
- Parameter backup and copy function with the panel's internal memory
- Vacon's Startup Wizard ensures a hassle-free set up. Choose the language, application type and main parameters during the first power-up.




### SOFTWARE MODULARITY

Vacon's handy All-in-One application package has seven built-in software applications, which can be selected with one parameter.

In addition to the All-in-One package, Vacon offers several segment specific and advanced applications such as System Interface, Marine, Lift and Shaft Synchronisation for more demanding uses.

**VACON NXP applications can be downloaded from [www.vacon.com](http://www.vacon.com)**



### VACON NCDRIVE

Vacon NCDrive is used for setting, copying, storing, printing, monitoring and controlling parameters. The Vacon NCDrive communicates with the drive via the following interfaces: RS-232, Ethernet TCP/IP, CAN (fast multiple drive monitoring), CAN@Net (remote monitoring).

Vacon NCDrive also includes a handy Datalogger function, which offers you the possibility to track failure modes and perform root cause analysis.

**Vacon PC-tools can be downloaded from [www.vacon.com](http://www.vacon.com)**



### INDEPENDENT PARALLELING

Benefit from Vacon's patented independent paralleling configuration of (AFE) front-end units.

- High redundancy
- No drive-to-drive communication needed
- Automatic load sharing
- NFE units can also be independently paralleled



## 380-500 VAC INVERTER MODULES

| Type               | Unit               |       | Low overload [AC current] |                | High overload [AC current] |                | $I_{max}$    |
|--------------------|--------------------|-------|---------------------------|----------------|----------------------------|----------------|--------------|
|                    | Code               | Frame | $I_{L-cont}$ [A]          | $I_{1min}$ [A] | $I_{H-cont}$ [A]           | $I_{1min}$ [A] | $I_{2s}$ [A] |
| INU                | NXI_0004 5 A2T0CSS | FR4   | 4.3                       | 4.7            | 3.3                        | 5.0            | 6.2          |
|                    | NXI_0009 5 A2T0CSS | FR4   | 9                         | 9.9            | 7.6                        | 11.4           | 14           |
|                    | NXI_0012 5 A2T0CSS | FR4   | 12                        | 13.2           | 9                          | 13.5           | 18           |
|                    | NXI_0016 5 A2T0CSS | FR6   | 16                        | 17.6           | 12                         | 18             | 24           |
|                    | NXI_0022 5 A2T0CSS | FR6   | 23                        | 25.3           | 16                         | 24             | 32           |
|                    | NXI_0031 5 A2T0CSS | FR6   | 31                        | 34             | 23                         | 35             | 46           |
|                    | NXI_0038 5 A2T0CSS | FR6   | 38                        | 42             | 31                         | 47             | 62           |
|                    | NXI_0045 5 A2T0CSS | FR6   | 46                        | 51             | 38                         | 57             | 76           |
|                    | NXI_0072 5 A2T0CSS | FR7   | 72                        | 79             | 61                         | 92             | 122          |
|                    | NXI_0087 5 A2T0CSS | FR7   | 87                        | 96             | 72                         | 108            | 144          |
|                    | NXI_0105 5 A2T0CSS | FR7   | 105                       | 116            | 87                         | 131            | 174          |
|                    | NXI_0140 5 A0T0CSS | FR8   | 140                       | 154            | 105                        | 158            | 210          |
|                    | NXI_0168 5 A0T0ISF | FI9   | 170                       | 187            | 140                        | 210            | 280          |
|                    | NXI_0205 5 A0T0ISF | FI9   | 205                       | 226            | 170                        | 255            | 336          |
|                    | NXI_0261 5 A0T0ISF | FI9   | 261                       | 287            | 205                        | 308            | 349          |
|                    | NXI_0300 5 A0T0ISF | FI9   | 300                       | 330            | 245                        | 368            | 444          |
|                    | NXI_0385 5 A0T0ISF | FI10  | 385                       | 424            | 300                        | 450            | 540          |
|                    | NXI_0460 5 A0T0ISF | FI10  | 460                       | 506            | 385                        | 578            | 693          |
|                    | NXI_0520 5 A0T0ISF | FI10  | 520                       | 572            | 460                        | 690            | 828          |
|                    | NXI_0590 5 A0T0ISF | FI12  | 590                       | 649            | 520                        | 780            | 936          |
|                    | NXI_0650 5 A0T0ISF | FI12  | 650                       | 715            | 590                        | 885            | 1062         |
|                    | NXI_0730 5 A0T0ISF | FI12  | 730                       | 803            | 650                        | 975            | 1170         |
|                    | NXI_0820 5 A0T0ISF | FI12  | 820                       | 902            | 730                        | 1095           | 1314         |
|                    | NXI_0920 5 A0T0ISF | FI12  | 920                       | 1012           | 820                        | 1230           | 1476         |
|                    | NXI_1030 5 A0T0ISF | FI12  | 1030                      | 1133           | 920                        | 1380           | 1656         |
|                    | NXI_1150 5 A0T0ISF | FI13  | 1150                      | 1265           | 1030                       | 1545           | 1854         |
|                    | NXI_1300 5 A0T0ISF | FI13  | 1300                      | 1430           | 1150                       | 1725           | 2070         |
| NXI_1450 5 A0T0ISF | FI13               | 1450  | 1595                      | 1300           | 1950                       | 2340           |              |
| NXI_1770 5 A0T0ISF | FI14               | 1770  | 1947                      | 1600           | 2400                       | 2880           |              |
| NXI_2150 5 A0T0ISF | FI14               | 2150  | 2365                      | 1940           | 2910                       | 3492           |              |
| NXI_2700 5 A0T0ISF | FI14               | 2700  | 2970                      | 2300           | 3278                       | 3933           |              |

## 525-690 VAC INVERTER MODULES

| Type               | Unit               |       | Low overload [AC current] |                | High overload [AC current] |                | $I_{max}$    |
|--------------------|--------------------|-------|---------------------------|----------------|----------------------------|----------------|--------------|
|                    | Code               | Frame | $I_{L-cont}$ [A]          | $I_{1min}$ [A] | $I_{H-cont}$ [A]           | $I_{1min}$ [A] | $I_{2s}$ [A] |
| INU                | NXI_0004 6 A2T0CSS | FR6   | 4.5                       | 5              | 3.2                        | 5              | 6.4          |
|                    | NXI_0005 6 A2T0CSS | FR6   | 5.5                       | 6              | 4.5                        | 7              | 9            |
|                    | NXI_0007 6 A2T0CSS | FR6   | 7.5                       | 8              | 5.5                        | 8              | 11           |
|                    | NXI_0010 6 A2T0CSS | FR6   | 10                        | 11             | 7.5                        | 11             | 15           |
|                    | NXI_0013 6 A2T0CSS | FR6   | 13.5                      | 15             | 10                         | 15             | 20           |
|                    | NXI_0018 6 A2T0CSS | FR6   | 18                        | 20             | 13.5                       | 20             | 27           |
|                    | NXI_0022 6 A2T0CSS | FR6   | 22                        | 24             | 18                         | 27             | 36           |
|                    | NXI_0027 6 A2T0CSS | FR6   | 27                        | 30             | 22                         | 33             | 44           |
|                    | NXI_0034 6 A2T0CSS | FR6   | 34                        | 37             | 27                         | 41             | 54           |
|                    | NXI_0041 6 A2T0CSS | FR7   | 41                        | 45             | 34                         | 51             | 68           |
|                    | NXI_0052 6 A2T0CSS | FR7   | 52                        | 57             | 41                         | 62             | 82           |
|                    | NXI_0062 6 A0T0CSS | FR8   | 62                        | 68             | 52                         | 78             | 104          |
|                    | NXI_0080 6 A0T0CSS | FR8   | 80                        | 88             | 62                         | 93             | 124          |
|                    | NXI_0100 6 A0T0CSS | FR8   | 100                       | 110            | 80                         | 120            | 160          |
|                    | NXI_0125 6 A0T0ISF | FI9   | 125                       | 138            | 100                        | 150            | 200          |
|                    | NXI_0144 6 A0T0ISF | FI9   | 144                       | 158            | 125                        | 188            | 213          |
|                    | NXI_0170 6 A0T0ISF | FI9   | 170                       | 187            | 144                        | 216            | 245          |
|                    | NXI_0208 6 A0T0ISF | FI9   | 208                       | 229            | 170                        | 255            | 289          |
|                    | NXI_0261 6 A0T0ISF | FI10  | 261                       | 287            | 208                        | 312            | 375          |
|                    | NXI_0325 6 A0T0ISF | FI10  | 325                       | 358            | 261                        | 392            | 470          |
|                    | NXI_0385 6 A0T0ISF | FI10  | 385                       | 424            | 325                        | 488            | 585          |
|                    | NXI_0416 6 A0T0ISF | FI10  | 416                       | 458            | 325                        | 488            | 585          |
|                    | NXI_0460 6 A0T0ISF | FI12  | 460                       | 506            | 385                        | 578            | 693          |
|                    | NXI_0502 6 A0T0ISF | FI12  | 502                       | 552            | 460                        | 690            | 828          |
|                    | NXI_0590 6 A0T0ISF | FI12  | 590                       | 649            | 502                        | 753            | 904          |
|                    | NXI_0650 6 A0T0ISF | FI12  | 650                       | 715            | 590                        | 885            | 1062         |
|                    | NXI_0750 6 A0T0ISF | FI12  | 750                       | 825            | 650                        | 975            | 1170         |
|                    | NXI_0820 6 A0T0ISF | FI12  | 820                       | 902            | 650                        | 975            | 1170         |
|                    | NXI_0920 6 A0T0ISF | FI13  | 920                       | 1012           | 820                        | 1230           | 1476         |
|                    | NXI_1030 6 A0T0ISF | FI13  | 1030                      | 1133           | 920                        | 1380           | 1656         |
|                    | NXI_1180 6 A0T0ISF | FI13  | 1180                      | 1298           | 1030                       | 1464           | 1755         |
|                    | NXI_1500 6 A0T0ISF | FI14  | 1500                      | 1650           | 1300                       | 1950           | 2340         |
| NXI_1900 6 A0T0ISF | FI14               | 1900  | 2090                      | 1500           | 2250                       | 2700           |              |
| NXI_2250 6 A0T0ISF | FI14               | 2250  | 2475                      | 1900           | 2782                       | 3335           |              |

## ELECTRICAL RATINGS

### 380-500 VAC FRONT-END MODULES

| Type                   | Unit                   |          | Low overload (AC current) |                       | High overload (AC current) |                       | DC Power *                              |   |
|------------------------|------------------------|----------|---------------------------|-----------------------|----------------------------|-----------------------|---|---|
|                        | Code                   | Frame    | I <sub>L-cont</sub> [A]   | I <sub>1min</sub> [A] | I <sub>H-cont</sub> [A]    | I <sub>1min</sub> [A] | 400 V mains<br>P <sub>L-cont</sub> (kW) | 500 V mains<br>P <sub>L-cont</sub> (kW) |
| AFE                    | 1 x NXA_0261 5 A0T02SF | 1 x FI9  | 261                       | 287                   | 205                        | 308                   | 176                                     | 220                                     |
|                        | 1 x NXA_0460 5 A0T02SF | 1 x FI10 | 460                       | 506                   | 385                        | 578                   | 310                                     | 388                                     |
|                        | 2 x NXA_0460 5 A0T02SF | 2 x FI10 | 875                       | 962                   | 732                        | 1100                  | 587                                     | 735                                     |
|                        | 1 x NXA_1300 5 A0T02SF | 1 x FI13 | 1300                      | 1430                  | 1150                       | 1725                  | 876                                     | 1092                                    |
|                        | 2 x NXA_1300 5 A0T02SF | 2 x FI13 | 2470                      | 2717                  | 2185                       | 3278                  | 1660                                    | 2075                                    |
|                        | 3 x NXA_1300 5 A0T02SF | 3 x FI13 | 3705                      | 4076                  | 3278                       | 4916                  | 2490                                    | 3115                                    |
| NFE                    | 4 x NXA_1300 5 A0T02SF | 4 x FI13 | 4940                      | 5434                  | 4370                       | 6550                  | 3320                                    | 4140                                    |
|                        | 1 x NXN_0650 6 X0T0SSV | 1 x FI9  | 650                       | 715                   | 507                        | 793                   | 410                                     | 513                                     |
|                        | 2 x NXN_0650 6 X0T0SSV | 2 x FI9  | 1235                      | 1359                  | 963                        | 1507                  | 780                                     | 975                                     |
|                        | 3 x NXN_0650 6 X0T0SSV | 3 x FI9  | 1853                      | 2038                  | 1445                       | 2260                  | 1170                                    | 1462                                    |
|                        | 4 x NXN_0650 6 X0T0SSV | 4 x FI9  | 2470                      | 2717                  | 1927                       | 3013                  | 1560                                    | 1950                                    |
|                        | 5 x NXN_0650 6 X0T0SSV | 5 x FI9  | 3088                      | 3396                  | 2408                       | 3767                  | 1950                                    | 2437                                    |
| 6 x NXN_0650 6 X0T0SSV | 6 x FI9                | 3705     | 4076                      | 2890                  | 4520                       | 2340                  | 2924                                    |   |

\* In case you need to recalculate the power, please use the following formulas:

$$P_{H-cont} = P_{L-cont} \times \frac{I_{H-cont}}{I_{L-cont}}$$

$$P_{1min} = P_{L-cont} \times 1.1 \text{ (Low overload)}$$

$$P_{1min} = P_{H-cont} \times 1.5 \text{ (High overload)}$$

$$P_{L-cont} \times \frac{U_x}{400 \text{ V}}$$

### 525 - 690 VAC FRONT-END MODULES

| Type                  | Unit                   |          | Low overload (AC current) |                       | High overload (AC current) |                       | DC Power *                              |
|-----------------------|------------------------|----------|---------------------------|-----------------------|----------------------------|-----------------------|---|
|                       | Code                   | Frame    | I <sub>L-cont</sub> [A]   | I <sub>1min</sub> [A] | I <sub>H-cont</sub> [A]    | I <sub>1min</sub> [A] | 690 V mains<br>P <sub>L-cont</sub> (kW) |
| AFE                   | 1 x NXA_0170 6 A0T02SF | 1 x FI9  | 170                       | 187                   | 144                        | 216                   | 198                                     |
|                       | 1 x NXA_0325 6 A0T02SF | 1 x FI10 | 325                       | 358                   | 261                        | 392                   | 378                                     |
|                       | 2 x NXA_0325 6 A0T02SF | 2 x FI10 | 634                       | 698                   | 509                        | 764                   | 716                                     |
|                       | 1 x NXA_1030 6 A0T02SF | 1 x FI13 | 1030                      | 1133                  | 920                        | 1380                  | 1195                                    |
|                       | 2 x NXA_1030 6 A0T02SF | 2 x FI13 | 2008                      | 2209                  | 1794                       | 2691                  | 2270                                    |
|                       | 3 x NXA_1030 6 A0T02SF | 3 x FI13 | 2987                      | 3286                  | 2668                       | 4002                  | 3405                                    |
| NFE                   | 4 x NXA_1030 6 A0T02SF | 4 x FI13 | 3965                      | 4362                  | 3542                       | 5313                  | 4538                                    |
|                       | 1 x NXN_0650 6X0T0SSV  | 1 x FI9  | 650                       | 715                   | 507                        | 793                   | 708                                     |
|                       | 2 x NXN_0650 6X0T0SSV  | 2 x FI9  | 1235                      | 1359                  | 963                        | 1507                  | 1345                                    |
|                       | 3 x NXN_0650 6X0T0SSV  | 3 x FI9  | 1853                      | 2038                  | 1445                       | 2260                  | 2018                                    |
|                       | 4 x NXN_0650 6X0T0SSV  | 4 x FI9  | 2470                      | 2717                  | 1927                       | 3013                  | 2690                                    |
|                       | 5 x NXN_0650 6X0T0SSV  | 5 x FI9  | 3088                      | 3396                  | 2408                       | 3767                  | 3363                                    |
| 6 x NXN_0650 6X0T0SSV | 6 x FI9                | 3705     | 4076                      | 2890                  | 4520                       | 4036                  |   |

\* In case you need to recalculate the power, please use the following formulas:

$$P_{H-cont} = P_{L-cont} \times \frac{I_{H-cont}}{I_{L-cont}}$$

$$P_{1min} = P_{L-cont} \times 1.1 \text{ (Low overload)}$$

$$P_{1min} = P_{H-cont} \times 1.5 \text{ (High overload)}$$

$$P_{L-cont} \times \frac{U_x}{690 \text{ V}}$$

### DIMENSIONS & WEIGHTS

| Type         | Frame | H (mm) | W (mm) | D (mm) | Weight (kg) |
|--------------|-------|--------|--------|--------|-------------|
| Power Module | FR4   | 292    | 128    | 190    | 5           |
|              | FR6   | 519    | 195    | 237    | 16          |
|              | FR7   | 591    | 237    | 257    | 29          |
|              | FR8   | 758    | 289    | 344    | 48          |
|              | FI9   | 1030   | 239    | 372    | 67          |
|              | FI10  | 1032   | 239    | 552    | 100         |
|              | FI12  | 1032   | 478    | 552    | 204         |
|              | FI13  | 1032   | 708    | 553    | 306         |
|              | FI14* | 1032   | 2*708  | 553    | 612         |

| Type       | Suitability | H (mm) | W (mm) | D (mm) | Weight (kg) |
|------------|-------------|--------|--------|--------|-------------|
| LCL-filter | AFE FI9     | 1775   | 291    | 515    | 241 / 245 * |
|            | AFE FI10    | 1775   | 291    | 515    | 263 / 304 * |
|            | AFE FI13    | 1442   | 494    | 525    | 477 / 473 * |
| AC-Choke   | NFE         | 449    | 497    | 249    | 130         |

\* weight is different for 500 / 690 V versions, other dimensions are identical for both voltage classes

\* only as inverter unit

380-500 VAC BRAKE-CHOPPER MODULES

| Type               | Unit               |       | Braking current<br>$I_{L-cont}^*$<br>[A] | Min. Braking resistor<br>(Per resistor) |                | Continuous braking power |                   |
|--------------------|--------------------|-------|--|---|----------------|--------------------------|-------------------|
|                    | Code               | Frame |  | 540 VDC<br>[Ω]                          | 675 VDC<br>[Ω] | 540 VDC<br>[kW]          | 675 VDC<br>P [kW] |
| BCU                | NXB_0004 5 A2T08SS | FR4   | 8  | 159.30                                  | 199.13         | 5                        | 6                 |
|                    | NXB_0009 5 A2T08SS | FR4   | 18                                       | 70.80                                   | 88.50          | 11                       | 14                |
|                    | NXB_0012 5 A2T08SS | FR4   | 24                                       | 53.10                                   | 66.38          | 15                       | 19                |
|                    | NXB_0016 5 A2T08SS | FR6   | 32                                       | 39.83                                   | 49.78          | 20                       | 25                |
|                    | NXB_0022 5 A2T08SS | FR6   | 44                                       | 28.96                                   | 36.20          | 28                       | 35                |
|                    | NXB_0031 5 A2T08SS | FR6   | 62                                       | 20.55                                   | 25.69          | 40                       | 49                |
|                    | NXB_0038 5 A2T08SS | FR6   | 76                                       | 16.77                                   | 20.96          | 48                       | 61                |
|                    | NXB_0045 5 A2T08SS | FR6   | 90                                       | 14.16                                   | 17.70          | 57                       | 72                |
|                    | NXB_0061 5 A2T08SS | FR7   | 122                                      | 10.45                                   | 13.06          | 78                       | 97                |
|                    | NXB_0072 5 A2T08SS | FR7   | 148                                      | 8.61                                    | 10.76          | 94                       | 118               |
|                    | NXB_0087 5 A2T08SS | FR7   | 174                                      | 7.32                                    | 9.16           | 111                      | 139               |
|                    | NXB_0105 5 A2T08SS | FR7   | 210                                      | 6.07                                    | 7.59           | 134                      | 167               |
|                    | NXB_0140 5 A0T08SS | FR8   | 280                                      | 4.55                                    | 5.69           | 178                      | 223               |
|                    | NXB_0168 5 A0T08SF | FI9   | 336                                      | 3.79                                    | 4.74           | 214                      | 268               |
|                    | NXB_0205 5 A0T08SF | FI9   | 410                                      | 3.11                                    | 3.89           | 261                      | 327               |
|                    | NXB_0261 5 A0T08SF | FI9   | 522                                      | 2.44                                    | 3.05           | 333                      | 416               |
|                    | NXB_0300 5 A0T08SF | FI9   | 600                                      | 2.12                                    | 2.66           | 382                      | 478               |
|                    | NXB_0385 5 A0T08SF | FI10  | 770                                      | 1.66                                    | 2.07           | 491                      | 613               |
|                    | NXB_0460 5 A0T08SF | FI10  | 920                                      | 1.39                                    | 1.73           | 586                      | 733               |
|                    | NXB_0520 5 A0T08SF | FI10  | 1040                                     | 1.23                                    | 1.53           | 663                      | 828               |
| NXB_1150 5 A0T08SF | FI13               | 2300  | 0.55                                     | 0.69                                    | 1466           | 1832                     |                   |
| NXB_1300 5 A0T08SF | FI13               | 2600  | 0.49                                     | 0.61                                    | 1657           | 2071                     |                   |
| NXB_1450 5 A0T08SF | FI13               | 2900  | 0.44                                     | 0.55                                    | 1848           | 2310                     |                   |

525 - 690 VAC BRAKE CHOPPER MODULES

| Type | Unit               |       | Braking current<br>$I_{L-cont}^*$<br>[A] | Min. Braking resistor<br>(Per resistor) |                | Continuous braking power |                   |
|------|--------------------|-------|--|---|----------------|--------------------------|-------------------|
|      | Code               | Frame |  | 708 VDC<br>[Ω]                          | 931 VDC<br>[Ω] | 708 VDC<br>P [kW]        | 931 VDC<br>P [kW] |
| BCU  | NXB_0004 6 A2T08SS | FR6   | 8  | 238.36                                  | 274.65         | 6.7                      | 9                 |
|      | NXB_0005 6 A2T08SS | FR6   | 10                                       | 190.69                                  | 219.72         | 8                        | 11                |
|      | NXB_0007 6 A2T08SS | FR6   | 14                                       | 136.21                                  | 156.94         | 12                       | 15                |
|      | NXB_0010 6 A2T08SS | FR6   | 20                                       | 95.34                                   | 109.86         | 17                       | 22                |
|      | NXB_0013 6 A2T08SS | FR6   | 26                                       | 73.34                                   | 84.51          | 22                       | 29                |
|      | NXB_0018 6 A2T08SS | FR6   | 36                                       | 52.97                                   | 61.03          | 30                       | 40                |
|      | NXB_0022 6 A2T08SS | FR6   | 44                                       | 43.34                                   | 49.94          | 37                       | 48                |
|      | NXB_0027 6 A2T08SS | FR6   | 54                                       | 35.31                                   | 40.69          | 45                       | 59                |
|      | NXB_0034 6 A2T08SS | FR6   | 68                                       | 28.04                                   | 32.31          | 57                       | 75                |
|      | NXB_0041 6 A2T08SS | FR7   | 82                                       | 23.25                                   | 26.79          | 69                       | 90                |
|      | NXB_0052 6 A2T08SS | FR7   | 104                                      | 18.34                                   | 21.13          | 87                       | 114               |
|      | NXB_0062 6 A0T08SS | FR8   | 124                                      | 15.38                                   | 17.72          | 104                      | 136               |
|      | NXB_0080 6 A0T08SS | FR8   | 160                                      | 11.92                                   | 13.73          | 134                      | 176               |
|      | NXB_0100 6 A0T08SS | FR8   | 200                                      | 9.53                                    | 10.99          | 167                      | 220               |
|      | NXB_0125 6 A0T08SF | FI9   | 250                                      | 7.63                                    | 8.79           | 209                      | 275               |
|      | NXB_0144 6 A0T08SF | FI9   | 288                                      | 6.62                                    | 7.63           | 241                      | 316               |
|      | NXB_0170 6 A0T08SF | FI9   | 340                                      | 5.61                                    | 6.46           | 284                      | 374               |
|      | NXB_0208 6 A0T08SF | FI9   | 416                                      | 4.58                                    | 5.28           | 348                      | 457               |
|      | NXB_0261 6 A0T08SF | FI10  | 522                                      | 3.65                                    | 4.21           | 436                      | 573               |
|      | NXB_0325 6 A0T08SF | FI10  | 650                                      | 2.93                                    | 3.38           | 543                      | 714               |
|      | NXB_0385 6 A0T08SF | FI10  | 770                                      | 2.48                                    | 2.85           | 643                      | 846               |
|      | NXB_0416 6 A0T08SF | FI10  | 832                                      | 2.29                                    | 2.64           | 695                      | 914               |
|      | NXB_0920 6 A0T08SF | FI13  | 1840                                     | 1.04                                    | 1.19           | 1537                     | 2021              |
|      | NXB_1030 6 A0T08SF | FI13  | 2060                                     | 0.93                                    | 1.07           | 1721                     | 2263              |
|      | NXB_1180 6 A0T08SF | FI13  | 2360                                     | 0.81                                    | 0.93           | 1972                     | 2593              |

\* total braking current

## TECHNICAL DATA

|  |   |  |
|--|---|--|
| <b>Supply connection</b>                                       | Input voltage $U_{in}$ (AC) Front-end modules                   | 380-500 VAC / 525-690 VAC -10%...+10%  |
|  | Input voltage $U_{in}$ (DC) Inverter and brake chopper modules  | 465...800 VDC / 640...1100 VDC. The voltage ripple of the inverter supply voltage, formed in rectification of the electric network's alternating voltage in basic frequency, must be less than 50 V peak-to-peak   |
|  | Output voltage $U_{out}$ (AC) Inverter                          | $3 \sim 0 \dots U_{in} / 1.4$  |
|  | Output voltage $U_{out}$ (DC) Active front-end module           | $1.10 \times 1.35 \times U_{in}$ (Factory default)   |
|  | Output voltage $U_{out}$ (DC) non-regenerative front-end module | $1.35 \times U_{in}$   |
| <b>Control characteristics</b>                                 | Control performance   | Open loop vector control (5-150% of base speed):<br>speed control 0.5%, dynamic 0.3%sec, torque lin. <2%, torque rise time ~5 ms<br>Closed loop vector control (entire speed range):<br>speed control 0.01%, dynamic 0.2% sec, torque lin. <2%, torque rise time ~2 ms |
|  | Switching frequency   | NX_5: 1...16 kHz; Factory default 10 kHz<br>From NX_0072:<br>1...6 kHz; Factory default 3.6 kHz<br>NX_6: 1...6 kHz; Factory default 1.5 kHz  |
|  | Field weakening point   | 8...320 Hz   |
|  | Acceleration time   | 0...3000 sec   |
|  | Deceleration time   | 0...3000 sec   |
|  | Braking   | DC brake: 30% of $T_N$ (without brake resistor), flux braking  |
| <b>Ambient conditions</b>                                      | Ambient operating temperature                                   | -10°C (no frost)...+40°C; $I_{in}$<br>-10°C (no frost)...+40°C; $I_L$<br>1.5% derating for each 1°C above 40°C<br>Max. ambient temperature +50°C   |
|  | Storage temperature   | -40°C...+70°C  |
|  | Relative humidity   | 0 to 95% RH, non-condensing, non-corrosive, no dripping water  |
|  | Air quality:<br>- chemical vapours<br>- mechanical particles    | IEC 60721-3-3, unit in operation, class 3C3<br>(tested in accordance with IEC60068-2-60, Method I, H <sub>2</sub> S and SO <sub>2</sub> )<br>IEC 60721-3-3, unit in operation, class 3S2   |
|  | Altitude  | 100% load capacity (no derating) up to 1000 m<br>1.5% derating for each 100 m above 1000 m<br>Max. altitudes: NX_5: 3000 m; NX_6: 2000 m   |
|  | Vibration<br>EN50178/EN60068-2-6                                | FR4 - FR8: Displacement amplitude 1 mm (peak) at 5...15.8 Hz<br>Max acceleration 1 G at 15.8...150 Hz<br>FI9 - FI13: Displacement amplitude 0.25 mm (peak) at 5...31 Hz<br>Max acceleration 1 G at 31...150 Hz   |
|  | Shock<br>EN50178, EN60068-2-27                                  | UPS Drop Test (for applicable UPS weights)<br>Storage and shipping: max 15 G, 11 ms (in package)   |
|  | Cooling capacity required                                       | approximately 2%   |
|  | Cooling air required  | FR4 70 m <sup>3</sup> /h, FR6 425 m <sup>3</sup> /h, FR7 425 m <sup>3</sup> /h, FR8 650 m <sup>3</sup> /h<br>FI9 1150 m <sup>3</sup> /h, FI10 1400 m <sup>3</sup> /h, FI12 2800 m <sup>3</sup> /h, FI13 4200 m <sup>3</sup> /h   |
|  | Unit enclosure class  | FR8, FI9 - 14 (IP00); FR4 - 7 (IP21)   |
| <b>EMC (at default settings)</b>                               | Immunity  | Fulfills all EMC immunity requirements, level T  |
| <b>Safety</b>  |   | CE, UL, CUL, EN 61800-5-1 (2003), see unit nameplate for more detailed approvals   |
| <b>Functional safety *</b>                                     | STO   | EN/IEC 61800-5-2 Safe Torque Off (STO) SIL2,<br>EN ISO 13849-1 PL"d" Category 3, EN 62061: SILCL2, IEC 61508: SIL2.  |
|  | SS1   | EN /IEC 61800-5-2 Safe Stop 1 (SS1) SIL2,<br>EN ISO 13849-1 PL"d" Category 3, EN /IEC62061: SILCL2, IEC 61508: SIL2.   |
|  | ATEX Thermistor input   | 94/9/EC, CE 0537 Ex 11 (2) GD  |
| <b>Control connections</b>                                     | Analogue input voltage  | 0...+10 V, $R_i = 200 \text{ k}\Omega$ , [-10 V...+10 V joystick control]<br>Resolution 0.1%, accuracy $\pm 1\%$   |
|  | Analogue input current  | 0(4)...20 mA, $R_i = 250 \Omega$ differential  |
|  | Digital inputs  | 6, positive or negative logic; 18...30 VDC   |
|  | Auxiliary voltage   | +24 V, $\pm 15\%$ , max. 250 mA  |
|  | Output reference voltage  | +10 V, +3%, max. load 10 mA  |
|  | Analogue output   | 0(4)...20 mA; $R_L$ max. 500 $\Omega$ ; resolution 10 bits<br>Accuracy $\pm 2\%$   |
|  | Digital outputs   | Open collector output, 50 mA / 48 V  |
| <b>Protections</b>   | Relay outputs   | 2 programmable change-over relay outputs<br>Switching capacity: 24 VDC / 8 A, 250 VAC / 8 A, 125 VDC / 0.4 A<br>Min. switching load: 5 V / 10 mA   |
|  | Overvoltage protection  | NX_5: 911 VDC; NX_6: 1200 VDC  |
|  | Undervoltage protection   | NX_5: 333 VDC; NX_6: 460 VDC   |
|  | Earth fault protection  | Yes  |
|  | Motor phase supervision   | Trips if any of the output phases is missing   |
|  | Overcurrent protection  | Yes  |
|  | Unit overtemperature protection                                 | Yes  |
|  | Motor overload protection                                       | Yes  |
|  | Motor stall protection  | Yes  |
|  | Motor underload protection                                      | Yes  |
| Short-circuit protection of +24 V and +10 V reference voltages | Yes   |  |

\* with OPT-AF board



## STANDARD FEATURES & OPTIONS

| Standard features   | INU         |     |            | AFE         | NFE         | BCU                    |     |            |   |        |   |   |   |
|---|-------------|-----|------------|-------------|-------------|------------------------|-----|------------|---|--------|---|---|---|
|   | NXI AAAAA V |     |            | NXA AAAAA V | NXN AAAAA V | NXB AAAAA V            |     |            |   |        |   |   |   |
|   | FR4, 6, 7   | FR8 | FI9 - FI14 | FI9 - FI13  | FI9         | FR4, 6, 7              | FR8 | FI9 - FI13 |   |        |   |   |   |
| IP00  |             | ●   | ●          | ●           | ●           |                        | ●   | ●          |   |        |   |   |   |
| IP21  | ●           |     |            |             |             | ●                      |     |            |   |        |   |   |   |
| IP54  | ○           |     |            |             |             | ○                      |     |            |   |        |   |   |   |
| Air cooling   | ●           | ●   | ●          | ●           | ●           | ●                      | ●   | ●          |   |        |   |   |   |
| Standard board  | ●           | ●   | ●          | ●           |             | ●                      | ●   | ●          |   |        |   |   |   |
| Varnished board   |             |     |            |             | ●           |                        |     |            |   |        |   |   |   |
| Alphanumeric keypad   | ●           | ●   | ●          | ●           |             | ●                      | ●   | ●          |   |        |   |   |   |
| EMC class T [EN 61800-3 for IT networks]  | ●           | ●   | ●          | ●           | ●           | ●                      | ●   | ●          |   |        |   |   |   |
| Safety CE / UL  | ●           | ●   | ●          | ●           | ●           | ●                      | ●   | ●          |   |        |   |   |   |
| Line reactor, external [required]   |             |     |            |             | ○           |                        |     |            |   |        |   |   |   |
| LCL filter, external [required]   |             |     |            | ○           |             |                        |     |            |   |        |   |   |   |
| No integrated charging  |             |     | ●          | ●           |             |                        |     | ●          |   |        |   |   |   |
| Integrated charging [DC side]   | ●           | ●   |            |             | ●           | ●                      | ●   |            |   |        |   |   |   |
| Diode/thyristor rectifier   |             |     |            |             | ●           |                        |     |            |   |        |   |   |   |
| IGBT  | ●           | ●   | ●          | ●           |             | ●                      | ●   | ●          |   |        |   |   |   |
| Basic I/O   | Card slot   |     |            |             |             | Number of I/O channels |     |            |   |        |   |   |   |
|   | A           | B   | C          | D           | E           | 6                      | 6   | 6          | 6 | n/a    | 6 | 6 | 6 |
| OPT-A1 Binary input (24 VDC)  |             |     |            |             |             | 6                      | 6   | 6          | 6 | n/a    | 6 | 6 | 6 |
| OPT-A1 Binary output (24 VDC)   |             |     |            |             |             | 1                      | 1   | 1          | 1 | n/a    | 1 | 1 | 1 |
| OPT-A1 Analog input   |             |     |            |             |             | 2                      | 2   | 2          | 2 | n/a    | 2 | 2 | 2 |
| OPT-A1 Analog output  |             |     |            |             |             | 1                      | 1   | 1          | 1 | n/a    | 1 | 1 | 1 |
| OPT-D7 Voltage measurement  |             |     |            |             |             | -                      | -   | -          | z | n/a    | - | - | - |
| OPT-A2 Relay output (NO/NC)   |             |     |            |             |             | 2                      | 2   | 2          | 2 | 2 (NO) | 2 | 2 | 2 |
| Options   |             |     |            |             |             |                        |     |            |   |        |   |   |   |
| Optional I/O cards  |             |     |            |             |             |                        |     |            |   |        |   |   |   |
| OPT-A3 Relay output + Thermistor input  |             |     |            |             |             | ○                      | ○   | ○          | ○ | n/a    | ○ | ○ | ○ |
| OPT-A4 Encoder TTL type   |             |     |            |             |             | ○                      | ○   | ○          | - | n/a    | - | - | - |
| OPT-A5 Encoder HTL type   |             |     |            |             |             | ○                      | ○   | ○          | - | n/a    | - | - | - |
| OPT-A7 Double encoder HTL type  |             |     |            |             |             | ○                      | ○   | ○          | - | n/a    | - | - | - |
| OPT-A8 I/O as OPT-A1 [galvanic isolation]   |             |     |            |             |             | ○                      | ○   | ○          | ○ | n/a    | ○ | ○ | ○ |
| OPT-A9 I/O as OPT-A1 [2.5 mm <sup>2</sup> terminals]  |             |     |            |             |             | ○                      | ○   | ○          | ○ | n/a    | ○ | ○ | ○ |
| OPT-AE Encoder HTL type [Divider + direction]   |             |     |            |             |             | ○                      | ○   | ○          | - | n/a    | - | - | - |
| OPT-AK [Sine/Cos/Marker]  |             |     |            |             |             | ○                      | ○   | ○          | ○ | n/a    | - | - | - |
| OPT-AF  |             |     |            |             |             | ○                      | ○   | ○          | - | n/a    | - | - | - |
| I/O expander cards (OPT-B)  |             |     |            |             |             |                        |     |            |   |        |   |   |   |
| OPT-B1 Selectable I/O   |             |     |            |             |             | ○                      | ○   | ○          | ○ | n/a    | ○ | ○ | ○ |
| OPT-B2 Relay output   |             |     |            |             |             | ○                      | ○   | ○          | ○ | n/a    | ○ | ○ | ○ |
| OPT-B4 Analog input/output  |             |     |            |             |             | ○                      | ○   | ○          | ○ | n/a    | ○ | ○ | ○ |
| OPT-B5 Relay output   |             |     |            |             |             | ○                      | ○   | ○          | ○ | n/a    | ○ | ○ | ○ |
| OPT-B8 PT100  |             |     |            |             |             | ○                      | ○   | ○          | ○ | n/a    | ○ | ○ | ○ |
| OPT-B9 Binary input + RO  |             |     |            |             |             | ○                      | ○   | ○          | ○ | n/a    | ○ | ○ | ○ |
| OPT-BH [3xpt1000, 3xNi1000, 3xKTY84]  |             |     |            |             |             | ○                      | ○   | ○          | ○ | n/a    | ○ | ○ | ○ |
| OPT-BB + EnDat + Sin/Cos 1 Vp-p   |             |     |            |             |             | ○                      | ○   | ○          | - | n/a    | - | - | - |
| OPT-BC Encoder out = Resolver simulation  |             |     |            |             |             | ○                      | ○   | ○          | - | n/a    | - | - | - |
| Fieldbus cards (OPT-C)  |             |     |            |             |             |                        |     |            |   |        |   |   |   |
| OPT-C2 RS-485 [Multiprotocol]   |             |     |            |             |             | ○                      | ○   | ○          | ○ | n/a    | ○ | ○ | ○ |
| OPT-C3 Profibus DP  |             |     |            |             |             | ○                      | ○   | ○          | ○ | n/a    | ○ | ○ | ○ |
| OPT-C4 LonWorks   |             |     |            |             |             | ○                      | ○   | ○          | ○ | n/a    | ○ | ○ | ○ |
| OPT-C5 Profibus DP [D9-type connector]  |             |     |            |             |             | ○                      | ○   | ○          | ○ | n/a    | ○ | ○ | ○ |
| OPT-C6 CANopen [slave]  |             |     |            |             |             | ○                      | ○   | ○          | ○ | n/a    | ○ | ○ | ○ |
| OPT-C7 DeviceNet  |             |     |            |             |             | ○                      | ○   | ○          | ○ | n/a    | ○ | ○ | ○ |
| OPT-C8 RS-485 [Multiprotocol, D9-type connector]  |             |     |            |             |             | ○                      | ○   | ○          | ○ | n/a    | ○ | ○ | ○ |
| OPT-CG SELMA 2 protocol [SAMI]  |             |     |            |             |             | ○                      | ○   | ○          | ○ | n/a    | ○ | ○ | ○ |
| OPT-CI Modbus / TCP [Ethernet]  |             |     |            |             |             | ○                      | ○   | ○          | ○ | n/a    | ○ | ○ | ○ |
| OPT-CP Profinet I/O [Ethernet]  |             |     |            |             |             | ○                      | ○   | ○          | ○ | n/a    | ○ | ○ | ○ |
| OPT-CQ Ethernet I/P [Ethernet]  |             |     |            |             |             | ○                      | ○   | ○          | ○ | n/a    | ○ | ○ | ○ |
| Communication cards (OPT-D)   |             |     |            |             |             |                        |     |            |   |        |   |   |   |
| OPT-D1 System Bus adapter [2 x fiber optic pairs]   |             |     |            |             |             | ○                      | ○   | ○          | ○ | n/a    | ○ | ○ | ○ |
| OPT-D2 System Bus adapter [1 x fiber optic pair] & CAN-bus adapter [galvanically decoupled]                           |             |     |            |             |             | ○                      | ○   | ○          | ○ | n/a    | ○ | ○ | ○ |
| OPT-D3 RS232 adapter card [galvanically decoupled], used mainly for application engineering to connect another keypad |             |     |            |             |             | ○                      | ○   | ○          | ○ | n/a    | ○ | ○ | ○ |
| OPT-D6 CAN-bus adapter [galvanically decoupled]   |             |     |            |             |             | ○                      | ○   | ○          | ○ | n/a    | ○ | ○ | ○ |
| OPT-D7 Voltage measurement card   |             |     |            |             |             | ○                      | ○   | ○          | ○ | n/a    | - | - | - |

● = included    ○ = optional

# TYPE CODE KEYS

## VACON NX INVERTER

|    |   |      |   |   |   |   |   |   |   |   |    |    |    |    |    |    |
|----|---|------|---|---|---|---|---|---|---|---|----|----|----|----|----|----|
| NX | I | AAAA | V | A | 2 | T | 0 | C | S | S | A1 | A2 | 00 | 00 | 00 | 00 |
|----|---|------|---|---|---|---|---|---|---|---|----|----|----|----|----|----|

- NX** — Product generation
- I** — Module type  
I = INU Inverter
- AAAA** — Nominal current (low overload)  
eg. 0004 = 4 A, 0520 = 520 A, etc.
- V** — Nominal supply voltage  
5 = 380-500 VAC / 465-800 VDC  
6 = 525-690 VAC / 640-1100 VDC
- A** — Control keypad  
A = standard (alpha numeric)
- 2** — Enclosure class  
5 = IP54, FR4-7    2 = IP21, FR4-7  
0 = IP00, FR8, F19-14
- T** — EMC emission level  
T = IT networks (EN61800-3)
- 0** — 0 = N/A (no brake chopper)
- C** — C = INU - with integrated charging circuit, FR4-FR8  
I = INU - no charging circuit, F19-F114
- S** — S = Standard air cooled drive  
U = Standard air cooled power unit external supply for main fan (FR8 - F114)
- S** — Hardware modifications; module type - S Boards  
S = Direct connection, standard boards, FR4-8  
V = Direct connection, varnished boards, FR4-8  
F = Fiber connection, standard boards, F19-F114  
G = Fiber connection, varnished boards, F19-F114  
If OPT-AF option board is used  
N = IP54 control box, fiber connection, standard boards, F19-F114  
O = IP54 control box, fiber connection, varnished boards, F19-F114
- A1** — Option boards; each slot is represented by two characters:  
A = Basic I/O board    B = Expander I/O board  
C = Fieldbus board    D = Special board
- A2**
- 00**
- 00**
- 00**

## VACON NX ACTIVE FRONT-END

|    |   |      |   |   |   |   |   |   |   |   |    |    |    |    |    |    |
|----|---|------|---|---|---|---|---|---|---|---|----|----|----|----|----|----|
| NX | A | AAAA | V | A | 0 | T | 0 | 2 | S | F | A1 | A2 | 00 | 00 | 00 | 00 |
|----|---|------|---|---|---|---|---|---|---|---|----|----|----|----|----|----|

- NX** — Product generation
- A** — Module type  
A = AFE Active Front-End
- AAAA** — Nominal current (low overload)  
eg. 0261 = 261 A, 1030 = 1030 A, etc.
- V** — Nominal supply voltage  
5 = 380-500 VAC / 465-800 VDC  
6 = 525-690 VAC / 640-1100 VDC
- A** — Control keypad  
A = standard (alpha numeric)
- 0** — Enclosure class  
0 = IP00, F19-13
- T** — EMC emission level  
T = IT networks (EN61800-3)
- 0** — Internal brake chopper  
0 = N/A (no brake chopper)
- 2** — Delivery include  
2 = AFE module
- S** — S = Standard air cooled drive  
U = Standard air cooled power unit - external supply for main fan
- F** — Hardware modifications; module type - S Boards  
F = Fiber connection, standard boards, F19-F113  
G = Fiber connection, varnished boards, F19-F113
- A1** — Option boards; each slot is represented by two characters:  
A = Basic I/O board    B = Expander I/O board  
C = Fieldbus board    D = Special board
- A2**
- 00**
- 00**
- 00**

## VACON LCL FILTERS FOR AFE

|       |     |      |   |   |   |   |   |   |   |   |
|-------|-----|------|---|---|---|---|---|---|---|---|
| VACON | LCL | AAAA | V | A | 0 | R | 0 | 1 | 1 | T |
|-------|-----|------|---|---|---|---|---|---|---|---|

- LCL** — Product range  
LCL = LCL filter for AFE
- AAAA** — Nominal current  
eg. 0460 = 460 A, 1300 = 1300 A  
0261<sup>5</sup>  
0460<sup>5</sup>  
1300<sup>5</sup>  
0170<sup>6</sup>  
0325<sup>6</sup>  
1030<sup>6</sup>
- V** — Voltage Class  
5 = 380-500 VAC  
6 = 525-690 VAC
- A** — Version (hardware)  
A = DC fan without DC/DC power supply  
B = DC fan with integrated DC/DC power supply
- 0** — Enclosure class:  
0 = IP00
- R** — Reserve
- 0** — Reserve
- 1** — Reserve
- 1** — Cooling fan type  
1 = DC fan
- T** — Manufacturer  
T = Trafotek

VACON NX NON-REGENERATIVE FRONT-END

NX N 0650 6 X 0 T 0 S S V 00 00 00 00 00

- NX** — Product generation
- N** — Module type  
N = NFE Non-Regenerative Front-End
- 0650** — Nominal current (low overload)  
eg. 0650 = 650 A only
- 6** — Nominal supply voltage  
6 = 380-690 VAC / 513-931 VDC
- X** — Control keypad  
X = standard (alpha numeric)
- 0** — Enclosure class  
0 = IP00, F19
- T** — EMC emission level  
T = IT networks (EN61800-3)
- 0** — Internal brake chopper  
0 = N/A (no brake chopper)
- S** — Delivery include  
N = NFE module    S = NFE module + AC choke
- S** — S = Standard air cooled drive  
U = Standard air cooled power unit - external supply for main fan
- V** — Hardware modifications; module type - S Boards  
V = Direct connection, varnished boards
- 00** — Option boards; each slot is represented by two characters:  
No option board possible
- 00**
- 00**
- 00**
- 00**

VACON NX BRAKE CHOPPER UNIT

NX B AAAA V A 2 T 0 8 S S A1 A2 00 00 00

- NX** — Product generation
- B** — Module type  
B = BCU Brake Chopper Unit
- AAAA** — Nominal current (low overload)  
eg. 0004 = 4 A, 0520 = 520 A, etc.
- V** — Nominal supply voltage  
5 = 380-500 VAC / 465-800 VDC  
6 = 525-690 VAC / 640-1100 VDC
- A** — Control keypad  
A = standard (alpha numeric)
- 2** — Enclosure class  
5 = IP54, FR4...7    2 = IP21, FR4-7  
0 = IP00, FR8, F19-13
- T** — EMC emission level  
T = IT networks (EN61800-3)
- 0** — 0 = N/A (no brake chopper)
- 8** — 8 = BCU - with integrated charging circuit. FR4-FR8
- S** — S = Standard air cooled drive  
U = Standard air cooled power unit - external supply for main fan
- S** — Hardware modifications; module type - S Boards  
S = Direct connection, standard boards, FR4-8  
V = Direct connection, varnished boards, FR4-8  
F = Fiber connection, standard boards, F19-F113  
G = Fiber connection, varnished boards, F19-F113
- A1** — Option boards; each slot is represented by two characters:  
A = Basic I/O board    B = Expander I/O board  
C = Fieldbus board    D = Special board
- A2**
- 00**
- 00**
- 00**

NOTES

.....

.....

.....

.....

.....

.....

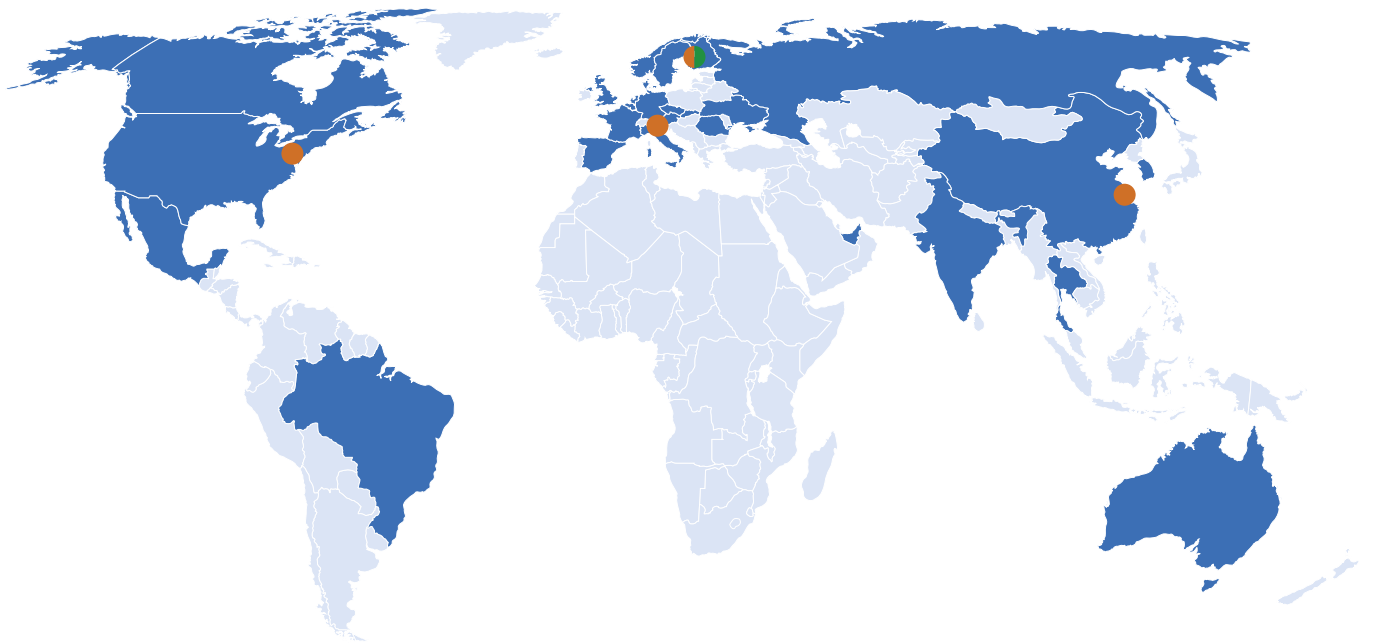
.....

.....

## VACON AT YOUR SERVICE

Vacon is driven by a passion to develop, manufacture and sell the best AC drives and inverters in the world — and to provide efficient life-cycle services for its customers. Our AC drives offer optimum process control and energy efficiency for electric motors. Vacon inverters are a key component in producing energy from renewable sources. We have R&D and production units in Finland, the USA, China and Italy, and sales & service offices in 27 countries. In 2011, Vacon had revenues of EUR 380.9 million and globally employed 1,500 people. The shares of Vacon Plc (VAC1V) are quoted on the main list of the Helsinki stock exchange.

## VACON — TRULY GLOBAL



● Production and R&D ● Vacon PLC ■ Vacon own sales offices ■ Served by Vacon partner

**MANUFACTURING**  
and R&D on 3 continents

**VACON SALES**  
and services in 27 countries

**SERVICE CENTERS**  
in 52 countries (including partners)

**VACON**  
DRIVEN BY DRIVES

Vacon partner



Subject to changes without prior notice.

[www.vacon.com](http://www.vacon.com)

BC00169N